





	Party	Total Active Registered Aug 2024	Total Active Registered Sept 2024	Difference Total Active Reg	Active Reg % Aug 2024	Active Reg % Sept 2024	Difference Active Reg %	Candidate	Total Funds	Funds On Hand
HD 01	Democrat	17,944	17,809	-135	35.5%	35.5%	0.0%	Javier Mabry - I	\$20,161	\$5,810.16
Denver	Republican	7,092	7,045	-47	14.0%	14.1%	0.0%	Barbara Dehaan	\$0	
	Unaffiliated	24,358	24,173	-185	48.3%	48.2%	0.0%			
	Other	1,087	1,095	8	1.8%	2.2%	0.3%			
Summary		50,481	50,122	-359						
HD 02	Democrat	24,319	24,145	-174	39.0%	39.1%	0.1%	Steven Woodrow - I	\$15,469	\$5,950.82
Denver	Republican	7,395	7,260	-135	11.9%	11.8%	-0.1%	Michael DiManna	\$21,458	\$22,388
	Unaffiliated	29,723	29,416	-307	47.7%	47.7%	0.0%			
	Other	870	880	10	1.8%	1.4%	-0.4%			
Summary		62,307	61,701	-606						
HD 03	Democrat	17,085	16,764	-321	32.1%	32.0%	0.0%	Meg Froelich - I	\$27,550	\$23,702.75
Denver, Englewood	Republican	8,786	8,645	-141	16.5%	16.5%	0.0%	Michaela Neal	\$12,137	\$6,233
	Unaffiliated	26,287	25,758	-529	49.3%	49.2%	-0.1%			
	Other	1,139	1,154	15	1.8%	2.1%	0.3%			
Summary		53,297	52,321	-976						
HD 04	Democrat	23,455	23,246	-209	41.9%	42.0%	0.1%	Ceceilia Espenoza	\$134,751	\$20,311
Denver	Republican	4,146	4,062	-84	7.4%	7.3%	-0.1%	Jack Daus	\$400	\$300
	Unaffiliated	27,299	26,982	-317	48.8%	48.7%	-0.1%			
	Other	1,084	1,109	25	1.8%	1.9%	0.1%			
Summary		55,984	55,399	-585						
HD 05	Democrat	21,076	20,845	-231	39.2%	39.3%	0.1%	Alex Valdez	\$20,758	\$7,396
Denver	Republican	3,590	3,566	-24	6.7%	6.7%	0.0%	Johnnie Johnson	\$579	\$68
	Unaffiliated	27,897	27,390	-507	51.9%	51.6%	-0.3%			
	Other	1,204	1,266	62	1.8%	2.2%	0.4%			
Summary		53,767	53,067	-700						



	Party	Total Active Registered Aug 2024	Total Active Registered Sept 2024	Difference Total Active Reg	Active Reg % Aug 2024	Active Reg % Sept 2024	Difference Active Reg %	Candidate	Total Funds	Funds On Hand
HD 06	Democrat	25,375	24,968	-407	45.2%	45.3%	0.0%	Sean Camacho	\$185,846	\$5,656
Denver	Republican	3,700	3,638	-62	6.6%	6.6%	0.0%	Kyle Witter	\$899	\$457
	Unaffiliated	25,890	25,365	-525	46.2%	46.0%	-0.1%			
	Other	1,133	1,168	35	1.8%	2.0%	0.2%			
Summary		56,098	55,139	-959						
HD 07	Democrat	20,599	20,433	-166	42.2%	42.2%	0.0%	Jennifer Bacon - I	\$15,732	\$12,446
Denver	Republican	3,667	3,637	-30	7.5%	7.5%	0.0%	Tom Swift	\$0	
	Unaffiliated	23,566	23,346	-220	48.2%	48.2%	-0.1%			
	Other	1,022	1,054	32	1.8%	2.1%	0.3%			
Summary		48,854	48,470	-384						
HD 08	Democrat	30,437	30,015	-422	49.6%	49.8%	0.2%	Lindsay Gilchrist	\$122,075	\$42,942
Denver	Republican	3,171	3,068	-103	5.2%	5.1%	-0.1%	Philip Borreli	\$0	
	Unaffiliated	26,608	26,004	-604	43.4%	43.2%	-0.2%			
	Other	1,118	1,157	39	1.8%	1.8%	0.0%			
Summary		61,334	60,244	-1,090						
HD 09	Democrat	20,753	20,419	-334	39.0%	39.2%	0.1%	Emily Sirota - I	\$24,124	\$35,608
Denver, Cherry Creek	Republican	6,312	6,185	-127	11.9%	11.9%	0.0%	Thomas Cowhick	\$0	
	Unaffiliated	24,974	24,378	-596	47.0%	46.8%	-0.2%			
	Other	1,106	1,127	21	1.8%	2.1%	0.3%			
Summary		53,145	52,109	-1,036						
HD 10	Democrat	22,678	22,366	-312	47.0%	47.2%	0.2%	Junie Joseph - I	\$132,973	\$4,492
Boulder	Republican	2,564	2,505	-59	5.3%	5.3%	0.0%	William Deoreo	\$262	\$262
	Unaffiliated	22,253	21,766	-487	46.1%	45.9%	-0.2%			
	Other	780	796	16	1.8%	1.6%	-0.2%			

		Party	Total Active Registered Aug 2024	Total Active Registered Sept 2024	Difference Total Active Reg	Active Reg % Aug 2024	Active Reg % Sept 2024	Difference Active Reg %	Candidate	Total Funds	Funds On Hand
Summary			48,275	47,433	-842						
HD 11	Democrat	19,354	19,182	-172	33.2%	33.1%	-0.1%	Karen McCormick - I	\$53,454	\$23,909	
St Vrain	Republican	8,460	8,390	-70	14.5%	14.5%	0.0%	Kathy Reeves	\$6,050	\$1,229	
	Unaffiliated	29,447	29,232	-215	50.5%	50.4%	0.0%				
	Other	1,106	1,146	40	1.8%	1.9%	0.1%				
Summary			58,367	57,950	-417						
HD 12	Democrat	25,170	25,001	-169	40.5%	40.5%	-0.1%	Kyle Brown - I	\$49,903	\$39,565	
Boulder, St Vrain	Republican	6,525	6,478	-47	10.5%	10.5%	0.0%	Mark Milliman	\$0		
	Unaffiliated	29,598	29,459	-139	47.7%	47.7%	0.0%				
	Other	797	816	19	1.8%	1.3%	-0.5%				
Summary			62,090	61,754	-336						
HD 13	Democrat	15,436	15,297	-139	22.8%	22.8%	0.0%	Julie McCluskie - I	\$99,652	\$90,088	
Summit	Republican	16,396	16,220	-176	24.2%	24.1%	-0.1%	Dave Williams	\$15,033	\$4,314	
	Unaffiliated	34,527	34,235	-292	51.0%	51.0%	0.0%				
	Other	1,378	1,412	34	1.8%	2.0%	0.2%				
Summary			67,737	67,164	-573						
HD 14	Democrat	10,308	10,250	-58	14.7%	14.7%	0.0%	Katherine Gayle	\$220	\$165	
CO Spgs, Academy	Republican	23,645	23,435	-210	33.7%	33.7%	0.0%	Rose Pugliese - I	\$61,836	\$15,606	
	Unaffiliated	34,934	34,654	-280	49.8%	49.8%	0.0%				
	Other	1,221	1,230	9	1.8%	1.7%	-0.1%				
Summary			70,108	69,569	-539						
HD 15	Democrat	9,906	9,827	-79	16.4%	16.4%	0.0%	Jeff Livingston	\$505	\$291	
CO Spgs, Widefield	Republican	17,331	17,204	-127	28.6%	28.7%	0.0%	Scott Bottoms - I	\$11,594	\$7,395	
	Unaffiliated	31,821	31,440	-381	52.6%	52.4%	-0.2%				


		Party	Total Active Registered Aug 2024	Total Active Registered Sept 2024	Difference Total Active Reg	Active Reg % Aug 2024	Active Reg % Sept 2024	Difference Active Reg %	Candidate	Total Funds	Funds On Hand
	Other		1,467	1,508	41	1.8%	2.4%	0.6%			
Summary			60,525	59,979	-546						
HD 16	Democrat		11,780	11,581	-199	21.6%	21.5%	-0.1%	Stephanie Vigil - I	\$94,706	\$36,184
CO Spgs	Republican		13,718	13,573	-145	25.1%	25.2%	0.1%	Rebecca Keltie	\$71,822	\$58,824
	Unaffiliated		27,666	27,219	-447	50.7%	50.6%	-0.1%			
	Other		1,418	1,441	23	1.8%	2.6%	0.8%			
Summary			54,582	53,814	-768						
HD 17	Democrat		10,380	10,204	-176	24.1%	24.1%	0.0%	Regina English - I	\$10,845	\$9,317
CO Spgs	Republican		7,570	7,482	-88	17.5%	17.7%	0.1%	Elizabeth Riggs	\$20	\$1,639
	Unaffiliated		23,963	23,454	-509	55.6%	55.3%	-0.2%			
	Other		1,224	1,247	23	1.8%	2.8%	1.0%			
Summary			43,137	42,387	-750						
HD 18	Democrat		13,061	12,708	-353	22.1%	21.9%	-0.2%	Amy Paschal	\$85,419	\$45,303
CO Spgs, Cheyenne Mtn	Republican		15,111	14,908	-203	25.6%	25.7%	0.1%	James Boelens	\$11,430	\$4,604
	Unaffiliated		29,456	28,988	-468	49.9%	50.0%	0.1%			
	Other		1,361	1,385	24	1.8%	2.3%	0.5%			
Summary			58,989	57,989	-1,000						
HD 19	Democrat		16,065	16,036	-29	23.5%	23.5%	0.0%	Jillair McMillan	\$25,348	\$39,060
Ft Lupton, St Vrain	Republican		16,264	16,198	-66	23.8%	23.8%	-0.1%	Dan Woog	\$73,360	\$63,241
	Unaffiliated		34,625	34,623	-2	50.7%	50.8%	0.1%			
	Other		1,290	1,315	25	1.8%	1.9%	0.1%			
Summary			68,244	68,172	-72						
HD 20	Democrat		7,342	7,282	-60	10.9%	10.9%	0.0%	Arik Daugherty	\$1,305	\$340
Academy, CO Springs	Republican		27,730	27,531	-199	41.3%	41.2%	-0.1%	Timothy Caldwell	\$31,120	\$1,246




	Party	Total Active Registered Aug 2024	Total Active Registered Sept 2024	Difference Total Active Reg	Active Reg % Aug 2024	Active Reg % Sept 2024	Difference Active Reg %	Candidate	Total Funds	Funds On Hand
	Unaffiliated	30,971	30,877	-94	46.1%	46.2%	0.1%			
	Other	1,159	1,158	-1	1.8%	1.7%	-0.1%			
Summary		67,202	66,848	-354						
HD 21	Democrat	7,698	7,628	-70	17.2%	17.2%	0.1%	Elizabeth Rosenbaum	\$13,045	\$3,691
Widefield, Fountain	Republican	11,048	10,920	-128	24.6%	24.7%	0.0%	Mary Bradfield - I	\$31,067	\$18,319
	Unaffiliated	24,976	24,552	-424	55.6%	55.4%	-0.2%			
	Other	1,161	1,192	31	1.8%	2.6%	0.8%			
Summary		44,883	44,292	-591						
HD 22	Democrat	9,578	9,515	-63	16.2%	16.2%	0.0%	Michael Pierson	\$5,195	\$4,349
Academy, CO Springs	Republican	18,790	18,577	-213	31.8%	31.7%	-0.1%	Kenneth DeGraaf - I	\$7,603	\$11,180
	Unaffiliated	29,513	29,270	-243	49.9%	49.9%	0.0%			
	Other	1,296	1,320	24	1.8%	2.2%	0.4%			
Summary		59,177	58,682	-495						
HD 23	Democrat	19,551	19,259	-292	31.1%	31.0%	0.0%	Monica Duran - I	\$69,038	\$33,828
Lakewood, Wheatridge	Republican	10,914	10,771	-143	17.3%	17.4%	0.0%	Cory Ohnesorge	\$6,243	\$2,165
	Unaffiliated	31,169	30,711	-458	49.5%	49.5%	0.0%			
	Other	1,319	1,328	9	1.8%	2.1%	0.3%			
Summary		62,953	62,069	-884						
HD 24	Democrat	18,132	17,898	-234	27.7%	27.7%	-0.1%	Lisa Feret	\$53,894	\$46,370
Arvada	Republican	14,420	14,258	-162	22.0%	22.0%	0.0%	Gwen Henderson	\$10,735	\$5,155
	Unaffiliated	31,655	31,344	-311	48.4%	48.5%	0.1%			
	Other	1,192	1,189	-3	1.8%	1.8%	0.0%			
Summary		65,399	64,689	-710						
HD 25	Democrat	16,061	15,910	-151	22.8%	22.7%	-0.1%	Tammy Story - I	\$113,319	\$84,559



	Party	Total Active Registered Aug 2024	Total Active Registered Sept 2024	Difference Total Active Reg	Active Reg % Aug 2024	Active Reg % Sept 2024	Difference Active Reg %	Candidate	Total Funds	Funds On Hand
Evergreen, Littleton	Republican	18,664	18,478	-186	26.5%	26.4%	-0.1%	George Mumma	\$54,425	\$31,113
	Unaffiliated	34,639	34,506	-133	49.1%	49.2%	0.1%			
	Other	1,182	1,169	-13	1.8%	1.7%	-0.1%			
Summary		70,546	70,063	-483						
HD 26	Democrat	12,964	12,709	-255	21.5%	21.4%	-0.1%	Meghan Lukens - I	\$135,548	\$95,225
Steamboat	Republican	15,706	15,474	-232	26.0%	26.0%	0.0%	Nathan Butler	\$16,327	\$4,375
	Unaffiliated	30,714	30,233	-481	50.9%	50.9%	0.0%			
	Other	1,017	1,034	17	1.8%	1.7%	-0.1%			
Summary		60,401	59,450	-951						
HD 27	Democrat	17,258	17,027	-231	27.2%	27.1%	-0.1%	Brianna Titone - I	\$61,982	\$31,336
Arvada	Republican	13,706	13,538	-168	21.6%	21.5%	-0.1%	Edward Cox	\$22,990	\$19,266
	Unaffiliated	31,460	31,236	-224	49.5%	49.6%	0.1%			
	Other	1,105	1,116	11	1.8%	1.7%	-0.1%			
Summary		63,529	62,917	-612						
HD 28	Democrat	15,374	15,189	-185	24.7%	24.6%	0.0%	Shiela Lieder - I	\$115,767	\$87,797
Lakewood, Dakota Ridge	Republican	15,241	15,057	-184	24.4%	24.4%	0.0%	Peter Boddie	\$16,452	\$5,089
	Unaffiliated	30,659	30,392	-267	49.2%	49.2%	0.1%			
	Other	1,074	1,081	7	1.8%	1.7%	-0.1%			
Summary		62,348	61,719	-629						
HD 29	Democrat	17,591	17,343	-248	28.4%	28.3%	-0.1%	Shannon Bird - I	\$127,199	\$92,886
Westminster	Republican	12,125	12,020	-105	19.6%	19.6%	0.1%	Evan Hunt	\$1,870	\$168
	Unaffiliated	30,996	30,626	-370	50.1%	50.0%	0.0%			
	Other	1,195	1,213	18	1.8%	1.9%	0.1%			
Summary		61,907	61,202	-705						

		Party	Total Active Registered Aug 2024	Total Active Registered Sept 2024	Difference Total Active Reg	Active Reg % Aug 2024	Active Reg % Sept 2024	Difference Active Reg %	Candidate	Total Funds	Funds On Hand
HD 30	Democrat	18,707	18,356	-351	32.9%	32.9%	0.0%	Rebekah Stewart	\$176,446	\$38,432	
Lakewood, Edgewater	Republican	8,829	8,698	-131	15.5%	15.6%	0.0%	Ramey Johnson	\$13,120	\$10,903	
	Unaffiliated	27,953	27,401	-552	49.2%	49.1%	-0.1%				
	Other	1,291	1,307	16	1.8%	2.3%	0.5%				
Summary		56,780	55,762	-1,018							
HD 31	Democrat	13,846	13,636	-210	30.0%	29.9%	-0.1%	Jacqueline Phillips	\$47,637	\$10,761	
Thornton	Republican	7,502	7,425	-77	16.3%	16.3%	0.0%	Heidi Pitchforth	\$12,995	\$4,190	
	Unaffiliated	23,715	23,489	-226	51.4%	51.4%	0.1%				
	Other	1,094	1,122	28	1.8%	2.4%	0.6%				
Summary		46,157	45,672	-485							
HD 32	Democrat	15,754	15,630	-124	31.0%	30.9%	-0.1%	Manny Rutinel - I	\$85,764	\$16,459	
Commerce City	Republican	8,278	8,245	-33	16.3%	16.3%	0.0%				
	Unaffiliated	25,496	25,346	-150	50.2%	50.2%	0.0%				
	Other	1,277	1,304	27	1.8%	2.5%	0.7%				
Summary		50,805	50,525	-280							
HD 33	Democrat	17,605	17,477	-128	26.9%	26.9%	0.0%	William Lindstedt - I	\$43,787	\$19,807	
Broomfield, Thornton	Republican	13,462	13,351	-111	20.5%	20.5%	0.0%	Michael Martinez	\$18,071	\$7,445	
	Unaffiliated	33,432	33,211	-221	51.0%	51.0%	0.0%				
	Other	1,030	1,050	20	1.8%	1.6%	-0.2%				
Summary		65,529	65,089	-440							
HD 34	Democrat	15,451	15,293	-158	27.7%	27.7%	0.0%	Jenny Willford - I	\$36,933	\$20,155	
Thornton, Northglenn	Republican	11,441	11,340	-101	20.5%	20.5%	0.0%	Craig Sullivan	\$2,969	\$601	
	Unaffiliated	27,656	27,424	-232	49.6%	49.6%	0.0%				
	Other	1,214	1,222	8	1.8%	2.2%	0.4%				
Summary		55,762	55,279	-483							

		Party	Total Active Registered Aug 2024	Total Active Registered Sept 2024	Difference Total Active Reg	Active Reg % Aug 2024	Active Reg % Sept 2024	Difference Active Reg %	Candidate	Total Funds	Funds On Hand
HD 35	Democrat	15,824	15,600	-224	34.2%	34.1%	-0.1%	Lorena Garcia - I	\$17,361	\$2,827	
Westminster	Republican	6,130	6,068	-62	13.2%	13.3%	0.0%	Lee Knoll	\$0		
	Unaffiliated	23,223	22,914	-309	50.1%	50.1%	0.0%				
	Other	1,156	1,179	23	1.8%	2.5%	0.7%				
Summary		46,333	45,761	-572							
HD 36	Democrat	16,315	16,185	-130	33.3%	33.3%	-0.1%	Michael Carter	\$97,989	\$22,473	
Aurora	Republican	6,780	6,739	-41	13.8%	13.9%	0.0%				
	Unaffiliated	24,637	24,468	-169	50.3%	50.3%	0.0%				
	Other	1,238	1,265	27	1.8%	2.5%	0.7%				
Summary		48,970	48,657	-313							
HD 37	Democrat	15,414	15,204	-210	25.6%	25.5%	-0.1%	Chad Clifford - I	\$38,815	\$10,245	
Centennial	Republican	14,747	14,592	-155	24.5%	24.5%	0.0%	Danny Moore - Inactive	N/A		
	Unaffiliated	29,093	28,867	-226	48.4%	48.5%	0.1%				
	Other	878	880	2	1.8%	1.5%	-0.4%				
Summary		60,132	59,543	-589							
HD 38	Democrat	16,605	16,449	-156	25.4%	25.4%	0.0%	Gretchen Rydin	\$99,559	\$66,793	
Littleton, Centennial	Republican	16,673	16,496	-177	25.5%	25.5%	0.0%	Jeffrey Patty	\$25,446	\$24,000	
	Unaffiliated	31,021	30,759	-262	47.4%	47.5%	0.0%				
	Other	1,092	1,096	4	1.8%	1.7%	-0.1%				
Summary		65,391	64,800	-591							
HD 39	Democrat	12,373	12,200	-173	16.8%	16.7%	-0.1%	Eric Brody	\$8,848	\$3,521	
Highlands Ranch	Republican	24,683	24,505	-178	33.6%	33.6%	0.0%	Brandi Bradley - I	\$34,084	\$9,927	
	Unaffiliated	35,437	35,293	-144	48.2%	48.3%	0.1%				
	Other	1,030	1,020	-10	1.8%	1.4%	-0.4%				




	Party	Total Active Registered Aug 2024	Total Active Registered Sept 2024	Difference Total Active Reg	Active Reg % Aug 2024	Active Reg % Sept 2024	Difference Active Reg %	Candidate	Total Funds	Funds On Hand
Summary		73,523	73,018	-505						
HD 40	Democrat	17,746	17,546	-200	30.4%	30.3%	-0.1%	Nikki Ricks - I	\$16,130	\$16,327
Aurora	Republican	10,450	10,367	-83	17.9%	17.9%	0.0%	Darryl Gibbs	\$2,151	\$868
	Unaffiliated	28,917	28,725	-192	49.6%	49.6%	0.1%			
	Other	1,221	1,217	-4	1.8%	2.1%	0.3%			
Summary		58,334	57,855	-479						
HD 41	Democrat	18,224	17,962	-262	35.4%	35.3%	-0.2%	Iman Jodeh - I	\$7,558	\$15,683
Aurora	Republican	8,096	8,046	-50	15.7%	15.8%	0.1%	Robert McKenna	\$1,254	\$314
	Unaffiliated	23,942	23,719	-223	46.6%	46.6%	0.0%			
	Other	1,160	1,186	26	1.8%	2.3%	0.4%			
Summary		51,422	50,913	-509						
HD 42	Democrat	14,715	14,470	-245	37.8%	37.8%	0.0%	Mandy Lindsay - I	\$4,446	\$4,963
Aurora	Republican	4,133	4,097	-36	10.6%	10.7%	0.1%			
	Unaffiliated	18,993	18,628	-365	48.8%	48.6%	-0.1%			
	Other	1,082	1,096	14	1.8%	2.8%	1.0%			
Summary		38,923	38,291	-632						
HD 43	Democrat	13,549	13,421	-128	20.8%	20.8%	0.0%	Robert Marshall - I	\$74,205	\$34,247
Highlands Ranch	Republican	19,133	18,889	-244	29.4%	29.3%	-0.1%	Matthew Burcham	\$41,620	\$17,588
	Unaffiliated	31,428	31,242	-186	48.4%	48.5%	0.1%			
	Other	889	877	-12	1.8%	1.4%	-0.4%			
Summary		64,999	64,429	-570						
HD 44	Democrat	11,390	11,264	-126	17.3%	17.2%	-0.1%	Alyssa Nilemo	\$37,814	\$23,876
Parker	Republican	20,781	20,622	-159	31.5%	31.5%	0.0%	Anthony Hartsook - I	\$48,377	\$18,061
	Unaffiliated	32,630	32,498	-132	49.5%	49.6%	0.1%			




	Party	Total Active Registered Aug 2024	Total Active Registered Sept 2024	Difference Total Active Reg	Active Reg % Aug 2024	Active Reg % Sept 2024	Difference Active Reg %	Candidate	Total Funds	Funds On Hand
	Other	1,151	1,135	-16	1.8%	1.7%	-0.1%			
Summary		65,952	65,519	-433						
HD 45	Democrat	10,802	10,658	-144	15.2%	15.2%	0.0%	Chad Cox	\$5,594	\$2,959
Castle Rock	Republican	24,435	24,114	-321	34.4%	34.4%	-0.1%	Max Brooks	\$49,789	\$3,164
	Unaffiliated	34,456	34,166	-290	48.6%	48.7%	0.1%			
	Other	1,263	1,213	-50	1.8%	1.8%	0.0%			
Summary		70,956	70,151	-805						
HD 46	Democrat	20,452	20,105	-347	33.5%	33.3%	-0.2%	Tisha Mauro - I	\$51,863	\$32,481
Pueblo	Republican	13,646	13,514	-132	22.3%	22.4%	0.1%	Kimberly Swearingen	\$2,345	\$687
	Unaffiliated	25,779	25,501	-278	42.2%	42.3%	0.1%			
	Other	1,213	1,233	20	1.8%	2.0%	0.2%			
Summary		61,090	60,353	-737						
HD 47	Democrat	13,155	12,938	-217	21.9%	21.8%	-0.1%	Elizabeth Bultheis	\$1,655	\$437
Pueblo West, La Junta	Republican	19,760	19,586	-174	32.9%	33.0%	0.1%	Ty Winter - I	\$53,122	\$23,240
	Unaffiliated	25,933	25,683	-250	43.2%	43.3%	0.1%			
	Other	1,142	1,133	-9	1.8%	1.9%	0.1%			
Summary		59,990	59,340	-650						
HD 48	Democrat	12,511	12,348	-163	21.1%	21.0%	-0.1%			
Brighton	Republican	16,831	16,744	-87	28.4%	28.4%	0.0%	Carlos Barron	\$17,425	\$10,159
	Unaffiliated	28,655	28,514	-141	48.4%	48.4%	0.1%			
	Other	1,248	1,270	22	1.8%	2.1%	0.3%			
Summary		59,245	58,876	-369						
HD 49	Democrat	23,469	23,247	-222	33.6%	33.5%	0.0%	Lesley Smith	\$70,995	\$12,388
Boulder, Estes Park	Republican	12,785	12,654	-131	18.3%	18.3%	0.0%	Steven Ferrante	\$9,198	\$5,731



	Party	Total Active Registered Aug 2024	Total Active Registered Sept 2024	Difference Total Active Reg	Active Reg % Aug 2024	Active Reg % Sept 2024	Difference Active Reg %	Candidate	Total Funds	Funds On Hand
	Unaffiliated	32,442	32,200	-242	46.4%	46.5%	0.0%			
	Other	1,195	1,207	12	1.8%	1.7%	-0.1%			
Summary		69,891	69,308	-583						
HD 50	Democrat	9,743	9,550	-193	24.1%	24.0%	-0.1%	Mary Young - I	\$88,267	\$81,922
Greeley	Republican	8,159	8,040	-119	20.2%	20.2%	0.0%	Ryan Gonzalez	\$29,577	\$17,580
	Unaffiliated	21,330	20,929	-401	52.8%	52.7%	-0.1%			
	Other	1,201	1,232	31	1.8%	3.0%	1.2%			
Summary		40,433	39,751	-682						
HD 51	Democrat	13,594	13,400	-194	20.5%	20.5%	0.0%	Sarah McKeen	\$14,575	
Loveland	Republican	18,608	18,333	-275	28.1%	28.1%	0.0%	Ron Weinberg - I	\$43,478	
	Unaffiliated	32,684	32,331	-353	49.4%	49.5%	0.1%			
	Other	1,309	1,268	-41	1.8%	2.0%	0.2%			
Summary		66,195	65,332	-863						
HD 52	Democrat	18,081	17,814	-267	28.2%	28.2%	0.0%	Yara Zokaie	\$125,397	\$19,901
Ft Collins	Republican	12,517	12,340	-177	19.5%	19.5%	0.0%			
	Unaffiliated	32,402	31,913	-489	50.5%	50.5%	0.0%			
	Other	1,150	1,154	4	1.8%	1.8%	0.0%			
Summary		64,150	63,221	-929						
HD 53	Democrat	17,534	17,144	-390	33.1%	33.2%	0.1%	Andrew Boesenecker - I	\$49,513	\$28,200
Ft Collins	Republican	6,765	6,629	-136	12.8%	12.8%	0.1%	Donna Walter	\$0	
	Unaffiliated	27,404	26,640	-764	51.8%	51.6%	-0.2%			
	Other	1,243	1,258	15	1.8%	2.3%	0.5%			
Summary		52,946	51,671	-1,275						
HD 54	Democrat	7,340	7,249	-91	11.2%	11.1%	-0.1%			

		Party	Total Active Registered Aug 2024	Total Active Registered Sept 2024	Difference Total Active Reg	Active Reg % Aug 2024	Active Reg % Sept 2024	Difference Active Reg %	Candidate	Total Funds	Funds On Hand
Clifton, Fruita	Republican	26,486	26,360	-126	40.3%	40.4%	0.0%	Matt Soper - I	\$13,802	\$7,128	
	Unaffiliated	30,463	30,329	-134	46.4%	46.4%	0.0%				
	Other	1,358	1,368	10	1.8%	2.1%	0.3%				
Summary		65,647	65,306	-341							
HD 55	Democrat	9,168	9,111	-57	14.9%	15.0%	0.0%				
Grand Junction	Republican	20,804	20,667	-137	33.9%	34.0%	0.1%	Rick Taggart - I	\$34,815	\$12,475	
	Unaffiliated	29,975	29,635	-340	48.9%	48.7%	-0.1%				
	Other	1,408	1,423	15	1.8%	2.3%	0.5%				
Summary		61,355	60,836	-519							
HD 56	Democrat	7,883	7,816	-67	11.4%	11.4%	0.0%	Alessandra Navetta	\$3,997	\$1,917	
Strasburg, Burlington	Republican	30,047	29,882	-165	43.6%	43.5%	-0.1%	Christopher Richardson	\$10,317	\$1,934	
	Unaffiliated	29,732	29,689	-43	43.1%	43.2%	0.1%				
	Other	1,301	1,288	-13	1.8%	1.9%	0.1%				
Summary		68,963	68,675	-288							
HD 57	Democrat	14,123	13,971	-152	24.9%	24.9%	0.0%	Elizabeth Velasco - I	\$75,603	\$35,990	
Rifle, Glenwood	Republican	11,787	11,651	-136	20.8%	20.8%	0.0%	Caleb Waller	\$17,950	\$5,872	
	Unaffiliated	29,696	29,406	-290	52.4%	52.4%	0.0%				
	Other	1,076	1,078	2	1.8%	1.9%	0.1%				
Summary		56,682	56,106	-576							
HD 58	Democrat	12,227	12,100	-127	18.2%	18.1%	0.0%	Kathleen Curry	\$53,022	\$20,283	
Montrose, Gunnison	Republican	21,929	21,682	-247	32.6%	32.5%	-0.1%	Larry Suckla	\$18,787	\$17,106	
	Unaffiliated	31,850	31,680	-170	47.4%	47.5%	0.1%				
	Other	1,247	1,260	13	1.8%	1.9%	0.0%				
Summary		67,253	66,722	-531							

		Party	Total Active Registered Aug 2024	Total Active Registered Sept 2024	Difference Total Active Reg	Active Reg % Aug 2024	Active Reg % Sept 2024	Difference Active Reg %	Candidate	Total Funds	Funds On Hand
HD 59	Democrat	14,489	14,353	-136	21.1%	21.2%	0.0%	Katie Stewart	\$101,631	\$71,781	
Durango, Cortez	Republican	18,493	18,273	-220	26.9%	26.9%	0.0%	Clark Craig	\$53,994	\$36,026	
	Unaffiliated	34,460	33,992	-468	50.2%	50.1%	-0.1%				
	Other	1,212	1,237	25	1.8%	1.8%	0.0%				
Summary		68,654	67,855	-799							
HD 60	Democrat	8,961	8,863	-98	13.8%	13.8%	0.0%	Kathryn Green	\$1,331	\$893	
Canon City, Woodland Park	Republican	25,379	25,165	-214	39.2%	39.2%	0.0%	Stephanie Luck - I	\$5,272	\$4,182	
	Unaffiliated	29,117	28,905	-212	45.0%	45.0%	0.0%				
	Other	1,284	1,324	40	1.8%	2.0%	0.2%				
Summary		64,741	64,257	-484							
HD 61	Democrat	16,045	15,881	-164	24.8%	24.7%	-0.1%	Eliza Hamrick - I	\$84,391	\$69,131	
Aurora, Centennial	Republican	16,035	15,892	-143	24.8%	24.7%	0.0%				
	Unaffiliated	31,701	31,517	-184	48.9%	49.0%	0.1%				
	Other	986	981	-5	1.8%	1.5%	-0.3%				
Summary		64,767	64,271	-496							
HD 62	Democrat	19,530	19,246	-284	34.4%	34.3%	-0.1%	Matthew Martinez - I	\$18,690	\$22,210	
Pueblo, Alamosa	Republican	12,014	11,902	-112	21.2%	21.2%	0.0%	Carol Riggerbach	\$7,470	\$6,216	
	Unaffiliated	23,998	23,761	-237	42.3%	42.3%	0.0%				
	Other	1,246	1,277	31	1.8%	2.2%	0.4%				
Summary		56,788	56,186	-602							
HD 63	Democrat	6,400	6,324	-76	11.4%	11.4%	-0.1%				
Sterling, Ft Morgan	Republican	25,794	25,623	-171	46.0%	46.0%	0.0%	Dusty Johnson	\$20,067	\$5,451	
	Unaffiliated	22,923	22,773	-150	40.9%	40.9%	0.0%				
	Other	993	969	-24	1.8%	1.8%	0.0%				
Summary		56,110	55,689	-421							



	Party	Total Active Registered Aug 2024	Total Active Registered Sept 2024	Difference Total Active Reg	Active Reg % Aug 2024	Active Reg % Sept 2024	Difference Active Reg %	Candidate	Total Funds	Funds On Hand
HD 64	Democrat	12,022	11,945	-77	17.6%	17.6%	0.0%	Mark Matthews	\$17,174	\$10,728
Greeley, Berthoud	Republican	22,691	22,488	-203	33.2%	33.1%	-0.1%	Ryan Armagost - I	\$40,502	\$2,239
	Unaffiliated	32,370	32,224	-146	47.3%	47.4%	0.1%			
	Other	1,338	1,353	15	1.8%	2.0%	0.1%			
Summary		68,421	68,010	-411						
HD 65	Democrat	12,104	11,999	-105	16.2%	16.2%	0.0%	William Walters	\$6,955	\$5,878
Windsor	Republican	25,830	25,584	-246	34.6%	34.5%	-0.1%	Lori Sander	\$43,125	\$26,417
	Unaffiliated	35,364	35,199	-165	47.4%	47.5%	0.1%			
	Other	1,304	1,286	-18	1.8%	1.7%	-0.1%			
Summary		74,602	74,068	-534						
TOTAL		3,873,557	3,833,811	-39746						
SD 01	Democrat	15,412	15,260	-152	13.8%	13.8%	0.0%			
Greeley	Republican	45,673	45,384	-289	41.0%	41.0%	0.0%	Byron Pelton	N/A	
	Unaffiliated	48,182	47,928	-254	43.3%	43.3%	0.0%			
	Other	2,016	2,005	-11	1.8%	1.8%	0.0%			
Summary		111,283	110,577	-706						
SD 02	Democrat	20,792	20,543	-249	16.2%	16.1%	0.0%	Jennifer Brady	\$3,570	\$3,074
Castle Rock	Republican	42,277	41,832	-445	32.9%	32.9%	0.0%	Lisa Frizell	\$83,522	\$14,004
	Unaffiliated	63,074	62,656	-418	49.1%	49.2%	0.1%			
	Other	2,304	2,237	-67	1.8%	1.8%	0.0%			
Summary		128,447	127,268	-1,179						
SD 03	Democrat	35,596	35,056	-540	31.6%	31.5%	-0.1%			
Pueblo	Republican	25,830	25,633	-197	23.0%	23.0%	0.1%	Nick Henrichson	N/A	
	Unaffiliated	48,742	48,201	-541	43.3%	43.3%	0.0%			




	Party	Total Active Registered Aug 2024	Total Active Registered Sept 2024	Difference Total Active Reg	Active Reg % Aug 2024	Active Reg % Sept 2024	Difference Active Reg %	Candidate	Total Funds	Funds On Hand
	Other	2,349	2,396	47	1.8%	2.1%	0.3%			
Summary		112,517	111,286	-1,231						
SD 04	Democrat	22,184	21,972	-212	16.8%	16.8%	0.0%			
Salida, Canon City	Republican	45,477	45,062	-415	34.5%	34.5%	-0.1%	Mark Baisley	N/A	
	Unaffiliated	61,566	61,219	-347	46.7%	46.8%	0.1%			
	Other	2,507	2,551	44	1.8%	1.9%	0.1%			
Summary		131,734	130,804	-930						
SD 05	Democrat	22,792	22,528	-264	20.5%	20.5%	0.0%	Cole Buerger	\$105,282	\$67,019
Montrose, Aspen	Republican	30,977	30,622	-355	27.9%	27.8%	-0.1%	Marc Catlin	\$98,833	\$73,873
	Unaffiliated	55,291	54,835	-456	49.7%	49.8%	0.1%			
	Other	2,097	2,118	21	1.8%	1.9%	0.1%			
Summary		111,157	110,103	-1,054						
SD 06	Democrat	27,915	27,621	-294	23.3%	23.3%	0.0%	Vivian Smotherman	\$59,412	\$27,777
Alamosa, Durango	Republican	33,389	33,053	-336	27.9%	27.9%	0.0%	Cleave Simpson - I	\$142,297	\$87,781
	Unaffiliated	56,260	55,693	-567	47.0%	47.0%	0.0%			
	Other	2,177	2,217	40	1.8%	1.8%	0.0%			
Summary		119,741	118,584	-1,157						
SD 07	Democrat	15,335	15,202	-133	13.3%	13.3%	0.0%			
Grand Junction	Republican	42,120	41,866	-254	36.5%	36.6%	0.0%	Janice Rich	N/A	
	Unaffiliated	55,293	54,860	-433	48.0%	47.9%	0.0%			
	Other	2,521	2,536	15	1.8%	2.2%	0.4%			
Summary		115,269	114,464	-805						
SD 08	Democrat	24,727	24,354	-373	22.3%	22.3%	-0.1%	Dylan Roberts	N/A	
Steamboat, Eagle	Republican	27,199	26,879	-320	24.6%	24.6%	0.0%			




	Party	Total Active Registered Aug 2024	Total Active Registered Sept 2024	Difference Total Active Reg	Active Reg % Aug 2024	Active Reg % Sept 2024	Difference Active Reg %	Candidate	Total Funds	Funds On Hand
	Unaffiliated	56,698	55,963	-735	51.2%	51.2%	0.0%			
	Other	2,089	2,137	48	1.8%	1.9%	0.1%			
Summary		110,713	109,333	-1,380						
SD 09	Democrat	17,396	17,275	-121	14.1%	14.1%	0.0%			
CO Spgs	Republican	43,363	42,937	-426	35.2%	35.2%	-0.1%	Paul Lundeen	N/A	
	Unaffiliated	60,140	59,757	-383	48.9%	48.9%	0.1%			
	Other	2,126	2,140	14	1.8%	1.7%	-0.1%			
Summary		123,025	122,109	-916						
SD 10	Democrat	19,024	18,903	-121	16.9%	17.0%	0.0%			
CO Spgs	Republican	34,286	33,950	-336	30.5%	30.4%	0.0%	Larry Liston - I	\$136,003	\$55,540
	Unaffiliated	56,594	56,001	-593	50.3%	50.2%	-0.1%			
	Other	2,591	2,642	51	1.8%	2.3%	0.5%			
Summary		112,495	111,496	-999						
SD 11	Democrat	19,209	18,858	-351	21.7%	21.7%	0.0%	Tony Exum	N/A	
CO Spgs	Republican	18,088	17,903	-185	20.5%	20.6%	0.1%			
	Unaffiliated	48,516	47,501	-1,015	54.9%	54.7%	-0.2%			
	Other	2,508	2,576	68	1.8%	2.8%	1.0%			
Summary		88,321	86,838	-1,483						
SD 12	Democrat	20,992	20,576	-416	20.9%	20.7%	-0.1%	Marc Snyder	\$145,041	\$102,240
CO Spgs, Widefield	Republican	24,876	24,588	-288	24.7%	24.8%	0.1%	Stan Vanderwerf	\$76,198	\$27,324
	Unaffiliated	52,388	51,557	-831	52.0%	52.0%	-0.1%			
	Other	2,425	2,472	47	1.8%	2.4%	0.6%			
Summary		100,681	99,193	-1,488						
SD 13	Democrat	20,752	20,417	-335	23.5%	23.4%	-0.1%	Matt Johnson	\$91,187	\$3,146




	Party	Total Active Registered Aug 2024	Total Active Registered Sept 2024	Difference Total Active Reg	Active Reg % Aug 2024	Active Reg % Sept 2024	Difference Active Reg %	Candidate	Total Funds	Funds On Hand
CO Spgs, Ft Carson	Republican	20,485	20,280	-205	23.2%	23.2%	0.0%	Scott Bright	\$99,868	\$62,337
	Unaffiliated	44,765	44,247	-518	50.7%	50.7%	0.0%			
	Other	2,231	2,287	56	1.8%	2.5%	0.7%			
Summary		88,233	87,231	-1,002						
SD 14	Democrat	32,352	31,736	-616	31.3%	31.3%	0.0%	Cathy Kipp	\$72,015	\$57,982
Ft Collins	Republican	16,369	16,084	-285	15.8%	15.9%	0.0%	Phoebe McWilliams	\$5,557	\$1,878
	Unaffiliated	52,500	51,329	-1,171	50.8%	50.7%	-0.1%			
	Other	2,141	2,168	27	1.8%	2.1%	0.3%			
Summary		103,362	101,317	-2,045						
SD 15	Democrat	29,371	29,006	-365	23.7%	23.7%	0.0%	Janice Marchman	N/A	
Loveland	Republican	32,184	31,752	-432	26.0%	25.9%	-0.1%			
	Unaffiliated	60,085	59,534	-551	48.5%	48.6%	0.1%			
	Other	2,327	2,281	-46	1.8%	1.9%	0.1%			
Summary		123,967	122,573	-1,394						
SD 16	Democrat	30,006	29,738	-268	24.4%	24.3%	0.0%	Chris Kolker - I	\$189,118	\$146,391
Centennial, Littleton	Republican	32,550	32,240	-310	26.4%	26.4%	0.0%	Robyn Carnes	\$87,087	\$84,479
	Unaffiliated	58,701	58,307	-394	47.6%	47.7%	0.1%			
	Other	1,966	1,962	-4	1.8%	1.6%	-0.2%			
Summary		123,223	122,247	-976						
SD 17	Democrat	38,186	37,985	-201	32.7%	32.7%	0.0%	Sonya Jaquez Lewis - I	\$24,239	\$21,737
Longmont, Lafayette	Republican	17,750	17,628	-122	15.2%	15.2%	0.0%	Tom Van Lone	\$1,500	\$1,529
	Unaffiliated	58,758	58,492	-266	50.4%	50.4%	0.0%			
	Other	1,977	2,034	57	1.8%	1.7%	-0.1%			
Summary		116,671	116,139	-532						

		Party	Total Active Registered Aug 2024	Total Active Registered Sept 2024	Difference Total Active Reg	Active Reg % Aug 2024	Active Reg % Sept 2024	Difference Active Reg %	Candidate	Total Funds	Funds On Hand
SD 18		Democrat	46,556	46,068	-488	45.2%	45.2%	0.0%	Judy Amabile	\$229,532	\$35,711
Boulder, Louisville		Republican	7,497	7,393	-104	7.3%	7.3%	0.0%			
		Unaffiliated	47,517	46,895	-622	46.1%	46.1%	-0.1%			
		Other	1,429	1,454	25	1.8%	1.4%	-0.4%			
Summary			102,999	101,810	-1,189						
SD 19		Democrat	33,095	32,655	-440	27.9%	27.8%	-0.1%	Lindsey Daugherty	\$201,753	\$29,949
Arvada, Westminster		Republican	25,278	25,030	-248	21.3%	21.3%	0.0%	Sam Bandimere	\$13,509	\$7,949
		Unaffiliated	58,226	57,626	-600	49.0%	49.0%	0.0%			
		Other	2,176	2,185	9	1.8%	1.8%	0.0%			
Summary			118,775	117,496	-1,279						
SD 20		Democrat	32,888	32,478	-410	26.1%	26.1%	-0.1%	Lisa Cutter	N/A	
Lakewood, Evergreen		Republican	28,784	28,424	-360	22.9%	22.8%	-0.1%			
		Unaffiliated	61,961	61,519	-442	49.3%	49.4%	0.1%			
		Other	2,157	2,174	17	1.8%	1.7%	-0.1%			
Summary			125,790	124,595	-1,195						
SD 21		Democrat	29,263	28,981	-282	29.8%	29.8%	-0.1%	Dafna Michaelson Jenet	\$95,429	\$57,556
Commerce City, Westminster		Republican	17,880	17,788	-92	18.2%	18.3%	0.0%	Frederick Alfred	\$4,742	\$3,558
		Unaffiliated	48,523	48,183	-340	49.5%	49.5%	0.0%			
		Other	2,406	2,449	43	1.8%	2.5%	0.6%			
Summary			98,072	97,401	-671						
SD 22		Democrat	35,147	34,514	-633	32.5%	32.5%	0.0%	Jesse Danielson	N/A	
Lakewood, Golden		Republican	16,724	16,476	-248	15.5%	15.5%	0.0%			
		Unaffiliated	53,842	52,870	-972	49.8%	49.7%	-0.1%			
		Other	2,412	2,431	19	1.8%	2.2%	0.4%			
Summary			108,125	106,291	-1,834						

		Party	Total Active Registered Aug 2024	Total Active Registered Sept 2024	Difference Total Active Reg	Active Reg % Aug 2024	Active Reg % Sept 2024	Difference Active Reg %	Candidate	Total Funds	Funds On Hand
SD 23	Democrat	22,593	22,416	-177	17.7%	17.7%	0.0%	Joseph Bobko	\$586	\$128	
Windsor, Ft Collins	Republican	40,331	39,998	-333	31.6%	31.5%	-0.1%	Barbara Kirkmeyer - I	\$124,912	\$53,519	
	Unaffiliated	62,346	62,087	-259	48.8%	48.9%	0.1%				
	Other	2,490	2,495	5	1.8%	1.9%	0.1%				
Summary		127,760	126,996	-764							
SD 24	Democrat	27,593	27,252	-341	27.7%	27.6%	-0.1%	Kyle Mullica	N/A		
Thornton, Northglenn	Republican	19,951	19,801	-150	20.1%	20.1%	0.0%				
	Unaffiliated	49,853	49,461	-392	50.1%	50.1%	0.0%				
	Other	2,092	2,133	41	1.8%	2.1%	0.3%				
Summary		99,489	98,647	-842							
SD 25	Democrat	32,097	31,760	-337	28.5%	28.5%	0.0%	Faith Winter	N/A		
Broomfield, Westminster	Republican	21,208	20,982	-226	18.8%	18.8%	0.0%				
	Unaffiliated	57,067	56,495	-572	50.7%	50.7%	0.0%				
	Other	2,194	2,227	33	1.8%	1.9%	0.1%				
Summary		112,566	111,464	-1,102							
SD 26	Democrat	31,853	31,321	-532	31.5%	31.4%	0.0%	Jeff Bridges - I	\$43,791	\$29,340	
Denver, Englewood	Republican	18,301	18,049	-252	18.1%	18.1%	0.0%	Robert Lane	\$600	\$600	
	Unaffiliated	49,091	48,237	-854	48.5%	48.4%	-0.1%				
	Other	1,965	1,995	30	1.8%	1.9%	0.1%				
Summary		101,210	99,602	-1,608							
SD 27	Democrat	29,489	29,162	-327	25.7%	25.6%	0.0%	Tom Sullivan	N/A		
Aurora, Centennial	Republican	26,529	26,253	-276	23.1%	23.1%	0.0%				
	Unaffiliated	56,972	56,507	-465	49.6%	49.6%	0.1%				
	Other	1,923	1,915	-8	1.8%	1.7%	-0.1%				



	Party	Total Active Registered Aug 2024	Total Active Registered Sept 2024	Difference Total Active Reg	Active Reg % Aug 2024	Active Reg % Sept 2024	Difference Active Reg %	Candidate	Total Funds	Funds On Hand
Summary		114,913	113,837	-1,076						
SD 28	Democrat	29,004	28,685	-319	34.2%	34.2%	-0.1%	Mike Weissman	\$168,790	\$18,521
Aurora	Republican	11,315	11,244	-71	13.4%	13.4%	0.0%	Pedro Espinoza	\$739	\$739
	Unaffiliated	42,257	41,864	-393	49.9%	49.9%	0.0%			
	Other	2,137	2,177	40	1.8%	2.5%	0.7%			
Summary		84,713	83,970	-743						
SD 29	Democrat	31,642	31,191	-451	34.6%	34.4%	-0.1%	Janet Buckner - I	\$17,577	\$9,734
Aurora	Republican	14,278	14,175	-103	15.6%	15.6%	0.1%			
	Unaffiliated	43,522	43,084	-438	47.5%	47.5%	0.0%			
	Other	2,139	2,164	25	1.8%	2.3%	0.5%			
Summary		91,581	90,614	-967						
SD 30	Democrat	25,290	24,992	-298	19.5%	19.4%	-0.1%			
Highlands Ranch	Republican	39,165	38,767	-398	30.1%	30.1%	-0.1%	Kevin Van Winkle	\$63,858	\$7,563
	Unaffiliated	63,740	63,431	-309	49.0%	49.2%	0.2%			
	Other	1,790	1,766	-24	1.8%	1.4%	-0.4%			
Summary		129,985	128,956	-1,029						
SD 31	Democrat	47,653	47,069	-584	42.4%	42.5%	0.1%	Chris Hansen - I	\$79,524	\$34,739
Denver	Republican	9,662	9,494	-168	8.6%	8.6%	0.0%			
	Unaffiliated	53,161	52,222	-939	47.3%	47.1%	-0.2%			
	Other	2,029	2,094	65	1.8%	1.8%	0.0%			
Summary		112,505	110,879	-1,626						
SD 32	Democrat	37,474	37,052	-422	39.0%	39.1%	0.1%	Robert Rodriguez	N/A	
	Republican	10,938	10,768	-170	11.4%	11.4%	0.0%			
	Unaffiliated	45,615	44,946	-669	47.5%	47.4%	-0.1%			

		Party	Total Active Registered Aug 2024	Total Active Registered Sept 2024	Difference Total Active Reg	Active Reg % Aug 2024	Active Reg % Sept 2024	Difference Active Reg %	Candidate	Total Funds	Funds On Hand
	Other	1,961	1,979	18	1.8%	2.0%	0.2%				
Summary		95,988	94,745	-1,243							
SD 33	Democrat	45,803	45,285	-518	46.4%	46.4%	0.0%	James Coleman - I	\$96,252	\$12,935	
Denver	Republican	6,186	6,075	-111	6.3%	6.2%	0.0%	Max Minnig	\$0		
	Unaffiliated	44,837	44,206	-631	45.4%	45.3%	-0.1%				
	Other	1,868	1,931	63	1.8%	1.9%	0.1%				
Summary		98,694	97,497	-1,197							
SD 34	Democrat	42,949	42,543	-406	40.8%	40.9%	0.1%	Julie Gonzales	N/A		
Denver	Republican	7,452	7,353	-99	7.1%	7.1%	0.0%				
	Unaffiliated	52,676	51,933	-743	50.1%	49.9%	-0.2%				
	Other	2,162	2,240	78	1.8%	2.1%	0.2%				
Summary		105,239	104,069	-1,170							
SD 35	Democrat	17,451	17,157	-294	14.0%	13.9%	-0.1%				
Trinidad, La Junta	Republican	51,328	50,963	-365	41.3%	41.3%	0.0%	Rodney Pelton	N/A		
	Unaffiliated	53,192	52,954	-238	42.8%	42.9%	0.1%				
	Other	2,343	2,306	-37	1.8%	1.9%	0.1%				
Summary		124,314	123,380	-934							
TOTAL		3,873,557	3,833,811	-39,746							