




 CAPITOL WATCH	Party	Total Registered Jan 2024	Total Registered Jun 2024	Difference Total Registered	Registration % Jan 2024	Registration % June 2024	Difference Registration %	Candidate	Total Funds
HD 01	Democrat	18,159	17,944	-215	36.3%	35.5%	-0.8%	Javier Mabry - I	\$25,270
Denver	Republican	7,067	7,092	25	14.1%	14.0%	-0.1%	Barbara Dehaan	\$0
	Unaffiliated	23,755	24,358	603	47.5%	48.3%	0.8%		
	Other	1,031	1,087	56	2.1%	2.2%	0.1%		
Summary		50,012	50,481	469					
HD 02	Democrat	24,640	24,319	-321	39.8%	39.0%	-0.8%	Steven Woodrow - I	\$23,828
Denver	Republican	7,407	7,395	-12	12.0%	11.9%	-0.1%	Michael DiManna	\$13,363
	Unaffiliated	29,014	29,723	709	46.9%	47.7%	0.8%		
	Other	833	870	37	1.3%	1.4%	0.1%		
Summary		61,894	62,307	413					
HD 03	Democrat	17,181	17,085	-96	32.5%	32.1%	-0.5%	Meg Froelich - I	\$27,759
Denver, Englewood	Republican	8,863	8,786	-77	16.8%	16.5%	-0.3%	Michaela Neal	\$5,442
	Unaffiliated	25,686	26,287	601	48.7%	49.3%	0.7%		
	Other	1,058	1,139	81	2.0%	2.1%	0.1%		
Summary		52,788	53,297	509					
HD 04	Democrat	23,778	23,455	-323	42.8%	41.9%	-0.9%	Ceceilia Espenoza	\$138,250
Denver	Republican	4,171	4,146	-25	7.5%	7.4%	-0.1%	Jack Daus	\$100
	Unaffiliated	26,624	27,299	675	47.9%	48.8%	0.9%		
	Other	1,015	1,084	69	1.8%	1.9%	0.1%		
Summary		55,588	55,984	396					
HD 05	Democrat	21,221	21,076	-145	40.4%	39.2%	-1.2%	Alex Valdez	\$21,362
Denver	Republican	3,725	3,590	-135	7.1%	6.7%	-0.4%	Johnnie Johnson	\$279
	Unaffiliated	26,614	27,897	1,283	50.7%	51.9%	1.2%		
	Other	924	1,204	280	1.8%	2.2%	0.5%		
Summary		52,484	53,767	1,283					


	Party	Total Registered Jan 2024	Total Registered Jun 2024	Difference Total Registered	Registration % Jan 2024	Registration % June 2024	Difference Registration %	Candidate	Total Funds
HD 06	Democrat	25,650	25,375	-275	46.1%	45.2%	-0.8%	Sean Camacho	\$184,204
Denver	Republican	3,725	3,700	-25	6.7%	6.6%	-0.1%	Kyle Witter	\$508
	Unaffiliated	25,226	25,890	664	45.3%	46.2%	0.8%		
	Other	1,064	1,133	69	1.9%	2.0%	0.1%		
Summary		55,665	56,098	433					
HD 07	Democrat	20,722	20,599	-123	43.3%	42.2%	-1.2%	Jennifer Bacon - I	\$23,562
Denver	Republican	3,572	3,667	95	7.5%	7.5%	0.0%	Tom Swift	\$0
	Unaffiliated	22,576	23,566	990	47.2%	48.2%	1.0%		
	Other	933	1,022	89	2.0%	2.1%	0.1%		
Summary		47,803	48,854	1,051					
HD 08	Democrat	30,607	30,437	-170	50.3%	49.6%	-0.7%	Lindsay Gilchrist	\$110,660
Denver	Republican	3,181	3,171	-10	5.2%	5.2%	-0.1%	Philip Borrelli	\$0
	Unaffiliated	25,988	26,608	620	42.7%	43.4%	0.6%		
	Other	1,022	1,118	96	1.7%	1.8%	0.1%		
Summary		60,798	61,334	536					
HD 09	Democrat	21,037	20,753	-284	39.7%	39.0%	-0.6%	Emily Sirota - I	\$26,183
Denver, Cherry Creek	Republican	6,394	6,312	-82	12.1%	11.9%	-0.2%	Thomas Cowhick	\$0
	Unaffiliated	24,534	24,974	440	46.3%	47.0%	0.7%		
	Other	1,030	1,106	76	1.9%	2.1%	0.1%		
Summary		52,995	53,145	150					
HD 10	Democrat	23,121	22,678	-443	47.9%	47.0%	-0.9%	Junie Joseph - I	\$154,786
Boulder	Republican	2,605	2,564	-41	5.4%	5.3%	-0.1%	William Deoreo	\$262
	Unaffiliated	21,827	22,253	426	45.2%	46.1%	0.9%		
	Other	738	780	42	1.5%	1.6%	0.1%		
Summary		48,291	48,275	-16					


	Party	Total Registered Jan 2024	Total Registered Jun 2024	Difference Total Registered	Registration % Jan 2024	Registration % June 2024	Difference Registration %	Candidate	Total Funds
HD 11	Democrat	19,564	19,354	-210	33.7%	33.2%	-0.5%	Karen McCormick - I	\$66,963
St Vrain	Republican	8,595	8,460	-135	14.8%	14.5%	-0.3%	Kathy Reeves	\$0
	Unaffiliated	28,925	29,447	522	49.8%	50.5%	0.7%		
	Other	1,034	1,106	72	1.8%	1.9%	0.1%		
Summary		58,118	58,367	249					
HD 12	Democrat	25,283	25,170	-113	41.1%	40.5%	-0.6%	Kyle Brown - I	\$49,438
Boulder, St Vrain	Republican	6,636	6,525	-111	10.8%	10.5%	-0.3%	Mark Milliman	\$0
	Unaffiliated	28,803	29,598	795	46.9%	47.7%	0.8%		
	Other	752	797	45	1.2%	1.3%	0.1%		
Summary		61,474	62,090	616					
HD 13	Democrat	15,709	15,436	-273	23.3%	22.8%	-0.5%	Julie McCluskie - I	\$56,088
Summit	Republican	16,506	16,396	-110	24.5%	24.2%	-0.3%	Dave Williams	\$7,368
	Unaffiliated	33,825	34,527	702	50.2%	51.0%	0.8%		
	Other	1,313	1,378	65	1.9%	2.0%	0.1%		
Summary		67,353	67,737	384					
HD 14	Democrat	10,321	10,308	-13	15.0%	14.7%	-0.3%	Katherine Gayle	\$0
CO Spgs, Academy	Republican	23,676	23,645	-31	34.4%	33.7%	-0.6%	Rose Pugliese - I	\$47,591
	Unaffiliated	33,761	34,934	1,173	49.0%	49.8%	0.8%		
	Other	1,151	1,221	70	1.7%	1.7%	0.1%		
Summary		68,909	70,108	1,199					
HD 15	Democrat	9,910	9,906	-4	16.7%	16.4%	-0.4%	Jeff Livingston	\$180
CO Spgs, Widefield	Republican	17,316	17,331	15	29.2%	28.6%	-0.6%	Scott Bottoms - I	\$13,036
	Unaffiliated	30,645	31,821	1,176	51.7%	52.6%	0.8%		
	Other	1,368	1,467	99	2.3%	2.4%	0.1%		
Summary		59,239	60,525	1,286					


 CO CAPITOL WATCH	Party	Total Registered Jan 2024	Total Registered Jun 2024	Difference Total Registered	Registration % Jan 2024	Registration % June 2024	Difference Registration %	Candidate	Total Funds
HD 16	Democrat	12,039	11,780	-259	22.1%	21.6%	-0.6%	Stephanie Vigil - I	\$41,753
CO Spgs	Republican	13,846	13,718	-128	25.5%	25.1%	-0.3%	Rebecca Keltie	\$26,266
	Unaffiliated	27,149	27,666	517	49.9%	50.7%	0.8%		
	Other	1,347	1,418	71	2.5%	2.6%	0.1%		
Summary		54,381	54,582	201					
HD 17	Democrat	10,565	10,380	-185	24.9%	24.1%	-0.8%	Regina English - I	\$12,999
CO Spgs	Republican	7,543	7,570	27	17.8%	17.5%	-0.2%	Elizabeth Riggs	\$0
	Unaffiliated	23,221	23,963	742	54.7%	55.6%	0.9%		
	Other	1,157	1,224	67	2.7%	2.8%	0.1%		
Summary		42,486	43,137	651					
HD 18	Democrat	13,228	13,061	-167	22.6%	22.1%	-0.5%	Amy Paschal	\$26,388
CO Spgs, Cheyenne Mtn	Republican	15,230	15,111	-119	26.0%	25.6%	-0.4%	James Boelens	\$4,222
	Unaffiliated	28,775	29,456	681	49.2%	49.9%	0.8%		
	Other	1,288	1,361	73	2.2%	2.3%	0.1%		
Summary		58,521	58,989	468					
HD 19	Democrat	15,990	16,065	75	23.9%	23.5%	-0.4%	Jennifer Parenti - Withdrew	N/A
Ft Lupton, St Vrain	Republican	16,185	16,264	79	24.2%	23.8%	-0.4%	Dan Woog	\$54,832
	Unaffiliated	33,430	34,625	1,195	50.0%	50.7%	0.7%		
	Other	1,212	1,290	78	1.8%	1.9%	0.1%		
Summary		66,817	68,244	1,427					
HD 20	Democrat	7,376	7,342	-34	11.1%	10.9%	-0.2%	Arik Daugherty	\$1,155
Academy, CO Springs	Republican	27,712	27,730	18	41.9%	41.3%	-0.6%	Timothy Caldwell	\$36,980
	Unaffiliated	29,948	30,971	1,023	45.3%	46.1%	0.8%		
	Other			0	0.0%	0.0%	0.0%		
Summary		66,157	67,202	1,045					


	Party	Total Registered Jan 2024	Total Registered Jun 2024	Difference Total Registered	Registration % Jan 2024	Registration % June 2024	Difference Registration %	Candidate	Total Funds
HD 21	Democrat	7,840	7,698	-142	17.8%	17.2%	-0.6%	Elizabeth Rosenbaum	\$12,188
Widefield, Fountain	Republican	11,092	11,048	-44	25.2%	24.6%	-0.6%	Mary Bradfield - I	\$50,864
	Unaffiliated	24,020	24,976	956	54.5%	55.6%	1.1%		
	Other	1,107	1,161	54	2.5%	2.6%	0.1%		
Summary		44,059	44,883	824					
HD 22	Democrat	9,738	9,578	-160	16.6%	16.2%	-0.4%	Michael Pierson	\$2,940
Academy, CO Springs	Republican	18,931	18,790	-141	32.3%	31.8%	-0.5%	Kenneth DeGraaf - I	\$12,326
	Unaffiliated	28,784	29,513	729	49.0%	49.9%	0.8%		
	Other	1,240	1,296	56	2.1%	2.2%	0.1%		
Summary		58,693	59,177	484					
HD 23	Democrat	19,793	19,551	-242	31.6%	31.1%	-0.5%	Monica Duran - I	\$61,690
Lakewood, Wheatridge	Republican	11,013	10,914	-99	17.6%	17.3%	-0.2%	Cory Ohnesorge	\$1,135
	Unaffiliated	30,645	31,169	524	48.9%	49.5%	0.6%		
	Other	1,255	1,319	64	2.0%	2.1%	0.1%		
Summary		62,706	62,953	247					
HD 24	Democrat	18,321	18,132	-189	28.2%	27.7%	-0.4%	Lisa Feret	\$34,835
Arvada	Republican	14,533	14,420	-113	22.3%	22.0%	-0.3%	Gwen Henderson	\$5,635
	Unaffiliated	31,080	31,655	575	47.8%	48.4%	0.6%		
	Other	1,116	1,192	76	1.7%	1.8%	0.1%		
Summary		65,050	65,399	349					
HD 25	Democrat	16,263	16,061	-202	23.2%	22.8%	-0.4%	Tammy Story - I	\$32,195
Evergreen, Littleton	Republican	18,744	18,664	-80	26.7%	26.5%	-0.2%	George Mumma	\$23,195
	Unaffiliated	34,065	34,639	574	48.5%	49.1%	0.6%		
	Other	1,126	1,182	56	1.6%	1.7%	0.1%		
Summary		70,198	70,546	348					


	Party	Total Registered Jan 2024	Total Registered Jun 2024	Difference Total Registered	Registration % Jan 2024	Registration % June 2024	Difference Registration %	Candidate	Total Funds
HD 26	Democrat	13,062	12,964	-98	21.9%	21.5%	-0.4%	Meghan Lukens - I	\$50,472
Steamboat	Republican	15,783	15,706	-77	26.4%	26.0%	-0.4%	Nathan Butler	\$6,502
	Unaffiliated	29,896	30,714	818	50.0%	50.9%	0.8%		
	Other	1,018	1,017	-1	1.7%	1.7%	0.0%		
Summary		59,759	60,401	642					
HD 27	Democrat	17,462	17,258	-204	27.6%	27.2%	-0.5%	Brianna Titone - I	\$35,017
Arvada	Republican	13,803	13,706	-97	21.8%	21.6%	-0.3%	Edward Cox	\$12,611
	Unaffiliated	30,908	31,460	552	48.9%	49.5%	0.6%		
	Other	1,059	1,105	46	1.7%	1.7%	0.1%		
Summary		63,232	63,529	297					
HD 28	Democrat	15,540	15,374	-166	25.0%	24.7%	-0.4%	Shiela Lieder - I	\$43,068
Lakewood, Dakota Ridge	Republican	15,374	15,241	-133	24.8%	24.4%	-0.3%	Peter Boddie	\$14,235
	Unaffiliated	30,135	30,659	524	48.6%	49.2%	0.6%		
	Other	1,009	1,074	65	1.6%	1.7%	0.1%		
Summary		62,058	62,348	290					
HD 29	Democrat	17,747	17,591	-156	28.7%	28.4%	-0.3%	Shannon Bird - I	\$85,236
Westminster	Republican	12,247	12,125	-122	19.8%	19.6%	-0.3%	Evan Hunt	\$1,675
	Unaffiliated	30,616	30,996	380	49.6%	50.1%	0.5%		
	Other	1,130	1,195	65	1.8%	1.9%	0.1%		
Summary		61,740	61,907	167					
HD 30	Democrat	18,980	18,707	-273	33.6%	32.9%	-0.6%	Rebekah Stewart	\$146,340
Lakewood, Edgewater	Republican	8,821	8,829	8	15.6%	15.5%	-0.1%	Ramey Johnson	\$9,908
	Unaffiliated	27,489	27,953	464	48.7%	49.2%	0.6%		
	Other	1,205	1,291	86	2.1%	2.3%	0.1%		
Summary		56,495	56,780	285					


	Party	Total Registered Jan 2024	Total Registered Jun 2024	Difference Total Registered	Registration % Jan 2024	Registration % June 2024	Difference Registration %	Candidate	Total Funds
HD 31	Democrat	14,038	13,846	192	30.8%	30.0%	-0.8%	Jacqueline Phillips	\$33,704
Thornton	Republican	7,494	7,502	-8	16.4%	16.3%	-0.2%	Heidi Pitchforth	\$1,660
	Unaffiliated	23,087	23,715	-628	50.6%	51.4%	0.8%		
	Other	1,015	1,094	-79	2.2%	2.4%	0.1%		
Summary		45,634	46,157	-523					
HD 32	Democrat	15,795	15,754	-41	31.8%	31.0%	-0.8%	Manny Rutinel - I	\$83,808
Commerce City	Republican	8,226	8,278	52	16.6%	16.3%	-0.3%		
	Unaffiliated	24,514	25,496	982	49.3%	50.2%	0.8%		
	Other	1,141	1,277	136	2.3%	2.5%	0.2%		
Summary		49,676	50,805	1,129					
HD 33	Democrat	17,566	17,605	39	27.2%	26.9%	-0.4%	William Lindstedt - I	\$35,777
Broomfield, Thornton	Republican	13,421	13,462	41	20.8%	20.5%	-0.3%	Michael Martinez	\$7,698
	Unaffiliated	32,517	33,432	915	50.4%	51.0%	0.6%		
	Other	984	1,030	46	1.5%	1.6%	0.0%		
Summary		64,488	65,529	1,041					
HD 34	Democrat	15,629	15,451	-178	28.3%	27.7%	-0.6%	Jenny Willford - I	\$12,376
Thornton, Northglenn	Republican	11,457	11,441	-16	20.7%	20.5%	-0.2%	Craig Sullivan	\$2,860
	Unaffiliated	27,035	27,656	621	48.9%	49.6%	0.7%		
	Other	1,146	1,214	68	2.1%	2.2%	0.1%		
Summary		55,267	55,762	495					
HD 35	Democrat	16,057	15,824	-233	35.0%	34.2%	-0.8%	Lorena Garcia - I	\$13,776
Westminster	Republican	6,121	6,130	9	13.3%	13.2%	-0.1%	Lee Knoll	\$0
	Unaffiliated	22,679	23,223	544	49.4%	50.1%	0.7%		
	Other	1,064	1,156	92	2.3%	2.5%	0.2%		
Summary		45,921	46,333	412					


	Party	Total Registered Jan 2024	Total Registered Jun 2024	Difference Total Registered	Registration % Jan 2024	Registration % June 2024	Difference Registration %	Candidate	Total Funds
HD 36	Democrat	16,309	16,315	6	34.1%	33.3%	-0.8%	Michael Carter	\$91,844
Aurora	Republican	6,715	6,780	65	14.1%	13.8%	-0.2%		
	Unaffiliated	23,657	24,637	980	49.5%	50.3%	0.8%		
	Other	1,112	1,238	126	2.3%	2.5%	0.2%		
Summary		47,793	48,970	1,177					
HD 37	Democrat	15,553	15,414	-139	26.0%	25.6%	-0.4%	Chad Clifford - I	\$19,600
Centennial	Republican	14,841	14,747	-94	24.8%	24.5%	-0.3%	Danny Moore - Inactive	N/A
	Unaffiliated	28,509	29,093	584	47.7%	48.4%	0.7%		
	Other	840	878	38	1.4%	1.5%	0.1%		
Summary		59,743	60,132	389					
HD 38	Democrat	16,740	16,605	-135	25.7%	25.4%	-0.3%	Gretchen Rydin	\$39,838
Littleton, Centennial	Republican	16,844	16,673	-171	25.8%	25.5%	-0.3%	Jeffrey Patty	\$14,390
	Unaffiliated	30,546	31,021	475	46.9%	47.4%	0.6%		
	Other	1,057	1,092	35	1.6%	1.7%	0.0%		
Summary		65,187	65,391	204					
HD 39	Democrat	12,416	12,373	-43	17.2%	16.8%	-0.4%	Eric Brody	\$4,000
Highlands Ranch	Republican	24,624	24,683	59	34.1%	33.6%	-0.5%	Brandi Bradley - I	\$22,833
	Unaffiliated	34,241	35,437	1,196	47.4%	48.2%	0.8%		
	Other	977	1,030	53	1.4%	1.4%	0.0%		
Summary		72,258	73,523	1,265					
HD 40	Democrat	17,986	17,746	-240	31.1%	30.4%	-0.7%	Nikki Ricks - I	\$14,242
Aurora	Republican	10,495	10,450	-45	18.2%	17.9%	-0.2%	Darryl Gibbs	\$100
	Unaffiliated	28,171	28,917	746	48.7%	49.6%	0.8%		
	Other	1,145	1,221	76	2.0%	2.1%	0.1%		
Summary		57,797	58,334	537					


	Party	Total Registered Jan 2024	Total Registered Jun 2024	Difference Total Registered	Registration % Jan 2024	Registration % June 2024	Difference Registration %	Candidate	Total Funds
HD 41	Democrat	18,496	18,224	-272	36.1%	35.4%	-0.7%	Iman Jodeh - I	\$23,364
Aurora	Republican	8,159	8,096	-63	15.9%	15.7%	-0.2%	Robert McKenna	\$85
	Unaffiliated	23,485	23,942	457	45.8%	46.6%	0.7%		
	Other	1,089	1,160	71	2.1%	2.3%	0.1%		
Summary		51,229	51,422	193					
HD 42	Democrat	14,983	14,715	-268	38.6%	37.8%	-0.8%	Mandy Lindsay - I	\$3,961
Aurora	Republican	4,176	4,133	-43	10.8%	10.6%	-0.1%		
	Unaffiliated	18,633	18,993	360	48.0%	48.8%	0.8%		
	Other	995	1,082	87	2.6%	2.8%	0.2%		
Summary		38,787	38,923	136					
HD 43	Democrat	13,783	13,549	-234	21.3%	20.8%	-0.5%	Robert Marshall - I	\$32,500
Highlands Ranch	Republican	19,328	19,133	-195	29.9%	29.4%	-0.4%	Matthew Burcham	\$23,185
	Unaffiliated	30,713	31,428	715	47.5%	48.4%	0.9%		
	Other	864	889	25	1.3%	1.4%	0.0%		
Summary		64,688	64,999	311					
HD 44	Democrat	11,530	11,390	-140	17.7%	17.3%	-0.4%	Alyssa Nilemo	\$19,276
Parker	Republican	20,781	20,781	0	31.9%	31.5%	-0.4%	Anthony Hartsook - I	\$41,619
	Unaffiliated	31,819	32,630	811	48.8%	49.5%	0.7%		
	Other	1,090	1,151	61	1.7%	1.7%	0.1%		
Summary		65,220	65,952	732					
HD 45	Democrat	10,927	10,802	-125	15.6%	15.2%	-0.3%	Chad Cox	\$1,635
Castle Rock	Republican	24,504	24,435	-69	34.9%	34.4%	-0.4%	Max Brooks	\$64,938
	Unaffiliated	33,608	34,456	848	47.8%	48.6%	0.7%		
	Other	1,229	1,263	34	1.7%	1.8%	0.0%		
Summary		70,268	70,956	688					


	Party	Total Registered Jan 2024	Total Registered Jun 2024	Difference Total Registered	Registration % Jan 2024	Registration % June 2024	Difference Registration %	Candidate	Total Funds
HD 46	Democrat	20,712	20,452	-260	34.3%	33.5%	-0.8%	Tisha Mauro - I	\$10,896
Pueblo	Republican	13,505	13,646	141	22.4%	22.3%	0.0%	Kimberly Swearingen	\$47
	Unaffiliated	25,013	25,779	766	41.4%	42.2%	0.8%		
	Other	1,144	1,213	69	1.9%	2.0%	0.1%		
Summary		60,374	61,090	716					
HD 47	Democrat	13,488	13,155	-333	22.5%	21.9%	-0.6%	Elizabeth Bultheis	\$0
Pueblo West, La Junta	Republican	19,837	19,760	-77	33.1%	32.9%	-0.2%	Ty Winter - I	\$43,102
	Unaffiliated	25,428	25,933	505	42.5%	43.2%	0.7%		
	Other	1,097	1,142	45	1.8%	1.9%	0.1%		
Summary		59,850	59,990	140					
HD 48	Democrat	12,598	12,511	-87	21.7%	21.1%	-0.6%		
Brighton	Republican	16,649	16,831	182	28.6%	28.4%	-0.2%	Carlos Barron	\$6,750
	Unaffiliated	27,751	28,655	904	47.7%	48.4%	0.6%		
	Other	1,134	1,248	114	2.0%	2.1%	0.2%		
Summary		58,132	59,245	1,113					
HD 49	Democrat	23,740	23,469	-271	34.1%	33.6%	-0.5%	Lesley Smith	\$61,370
Boulder, Estes Park	Republican	12,930	12,785	-145	18.6%	18.3%	-0.3%	Steven Ferrante	\$5,435
	Unaffiliated	31,870	32,442	572	45.7%	46.4%	0.7%		
	Other	1,148	1,195	47	1.6%	1.7%	0.1%		
Summary		69,688	69,891	203					
HD 50	Democrat	9,866	9,743	-123	24.8%	24.1%	-0.7%	Mary Young - I	\$29,659
Greeley	Republican	8,183	8,159	-24	20.6%	20.2%	-0.4%	Ryan Gonzalez	\$16,155
	Unaffiliated	20,657	21,330	673	51.9%	52.8%	0.9%		
	Other	1,098	1,201	103	2.8%	3.0%	0.2%		
Summary		39,804	40,433	629					


	Party	Total Registered Jan 2024	Total Registered Jun 2024	Difference Total Registered	Registration % Jan 2024	Registration % June 2024	Difference Registration %	Candidate	Total Funds
HD 51	Democrat	13,688	13,594	-94	20.9%	20.5%	-0.4%	Sarah McKeen	\$11,685
Loveland	Republican	18,688	18,608	-80	28.5%	28.1%	-0.4%	Ron Weinberg - I	\$31,304
	Unaffiliated	31,909	32,684	775	48.7%	49.4%	0.7%		
	Other	1,241	1,309	68	1.9%	2.0%	0.1%		
Summary		65,526	66,195	669					
HD 52	Democrat	18,245	18,081	-164	28.6%	28.2%	-0.4%	Yara Zokaie	\$101,408
Ft Collins	Republican	12,683	12,517	-166	19.9%	19.5%	-0.4%		
	Unaffiliated	31,820	32,402	582	49.9%	50.5%	0.7%		
	Other	1,082	1,150	68	1.7%	1.8%	0.1%		
Summary		63,830	64,150	320					
HD 53	Democrat	17,686	17,534	-152	33.8%	33.1%	-0.6%	Andrew Boesenecker - I	\$53,223
Ft Collins	Republican	6,840	6,765	-75	13.1%	12.8%	-0.3%	Donna Walter	\$0
	Unaffiliated	26,731	27,404	673	51.0%	51.8%	0.7%		
	Other	1,144	1,243	99	2.2%	2.3%	0.2%		
Summary		52,401	52,946	545					
HD 54	Democrat	7,439	7,340	-99	11.5%	11.2%	-0.3%		
Clifton, Fruita	Republican	26,310	26,486	176	40.6%	40.3%	-0.3%	Matt Soper - I	\$21,071
	Unaffiliated	29,703	30,463	760	45.9%	46.4%	0.5%		
	Other	1,296	1,358	62	2.0%	2.1%	0.1%		
Summary		64,748	65,647	899					
HD 55	Democrat	9,204	9,168	-36	15.2%	14.9%	-0.2%		
Grand Junction	Republican	20,807	20,804	-3	34.3%	33.9%	-0.4%	Rick Taggart - I	\$22,674
	Unaffiliated	29,238	29,975	737	48.2%	48.9%	0.6%		
	Other	1,365	1,408	43	2.3%	2.3%	0.0%		
Summary		60,614	61,355	741					


	Party	Total Registered Jan 2024	Total Registered Jun 2024	Difference Total Registered	Registration % Jan 2024	Registration % June 2024	Difference Registration %	Candidate	Total Funds
HD 56	Democrat	7,903	7,883	-20	11.7%	11.4%	-0.2%	Alessandra Navetta	\$1,280
Strasburg, Burlington	Republican	29,751	30,047	296	43.9%	43.6%	-0.4%	Christopher Richardson	\$3,507
	Unaffiliated	28,819	29,732	913	42.6%	43.1%	0.6%		
	Other	1,246	1,301	55	1.8%	1.9%	0.0%		
Summary		67,719	68,963	1,244					
HD 57	Democrat	14,277	14,123	-154	25.4%	24.9%	-0.4%	Elizabeth Velasco - I	\$54,229
Rifle, Glenwood	Republican	11,839	11,787	-52	21.0%	20.8%	-0.2%	Caleb Waller	\$2,000
	Unaffiliated	29,152	29,696	544	51.8%	52.4%	0.6%		
	Other	1,027	1,076	49	1.8%	1.9%	0.1%		
Summary		56,295	56,682	387					
HD 58	Democrat	12,302	12,227	-75	18.5%	18.2%	-0.3%	Kathleen Curry	\$36,811
Montrose, Gunnison	Republican	21,953	21,929	-24	32.9%	32.6%	-0.3%	Larry Suckla	\$7,581
	Unaffiliated	31,167	31,850	683	46.8%	47.4%	0.6%		
	Other	1,210	1,247	37	1.8%	1.9%	0.0%		
Summary		66,632	67,253	621					
HD 59	Democrat	14,632	14,489	-143	21.4%	21.1%	-0.3%	Katie Stewart	\$39,463
Durango, Cortez	Republican	18,576	18,493	-83	27.2%	26.9%	-0.3%	Clark Craig	\$28,768
	Unaffiliated	33,836	34,460	624	49.6%	50.2%	0.6%		
	Other	1,195	1,212	17	1.8%	1.8%	0.0%		
Summary		68,239	68,654	415					
HD 60	Democrat	9,148	8,961	-187	14.2%	13.8%	-0.4%	Kathryn Green	\$1,919
Canon City, Woodland Park	Republican	25,415	25,379	-36	39.4%	39.2%	-0.2%	Stephanie Luck - I	\$3,581
	Unaffiliated	28,583	29,117	534	44.4%	45.0%	0.6%		
	Other	1,278	1,284	6	2.0%	2.0%	0.0%		
Summary		64,424	64,741	317					


		Party	Total Registered Jan 2024	Total Registered Jun 2024	Difference Total Registered	Registration % Jan 2024	Registration % June 2024	Difference Registration %	Candidate	Total Funds
HD 61	Democrat	16,174	16,045	-129	25.1%	24.8%	-0.4%	Eliza Hamrick - I	\$37,084	
Aurora, Centennial	Republican	16,093	16,035	-58	25.0%	24.8%	-0.2%			
	Unaffiliated	31,150	31,701	551	48.4%	48.9%	0.5%			
	Other	937	986	49	1.5%	1.5%	0.1%			
Summary		64,354	64,767	413						
HD 62	Democrat	19,911	19,530	-381	35.3%	34.4%	-0.9%	Matthew Martinez - I	\$19,851	
Pueblo, Alamosa	Republican	11,919	12,014	95	21.1%	21.2%	0.0%	Carol Riggenschach	\$4,955	
	Unaffiliated	23,400	23,998	598	41.5%	42.3%	0.8%			
	Other	1,155	1,246	91	2.0%	2.2%	0.1%			
Summary		56,385	56,788	403						
HD 63	Democrat	6,569	6,400	-169	11.8%	11.4%	-0.4%			
Sterling, Ft Morgan	Republican	25,668	25,794	126	46.2%	46.0%	-0.2%	Dusty Johnson	\$15,207	
	Unaffiliated	22,383	22,923	540	40.3%	40.9%	0.6%			
	Other	942	993	51	1.7%	1.8%	0.1%			
Summary		55,562	56,110	548						
HD 64	Democrat	12,094	12,022	-72	18.0%	17.6%	-0.4%	Mark Matthews	\$5,370	
Greeley, Berthoud	Republican	22,615	22,691	76	33.6%	33.2%	-0.4%	Ryan Armagost - I	\$29,746	
	Unaffiliated	31,334	32,370	1,036	46.5%	47.3%	0.8%			
	Other	1,281	1,338	57	1.9%	2.0%	0.1%			
Summary		67,324	68,421	1,097						
HD 65	Democrat	12,123	12,104	-19	16.5%	16.2%	-0.3%	William Waters	\$1,340	
Windsor	Republican	25,693	25,830	137	35.1%	34.6%	-0.4%	Lori Sander	\$26,985	
	Unaffiliated	34,231	35,364	1,133	46.7%	47.4%	0.7%			
	Other	1,231	1,304	73	1.7%	1.7%	0.1%			
Summary		73,278	74,602	1,324						


	Party	Total Registered Jan 2024	Total Registered Jun 2024	Difference Total Registered	Registration % Jan 2024	Registration % June 2024	Difference Registration %	Candidate	Total Funds
SD 01	Democrat	15,608	15,412	-196	14.2%	13.8%	-0.4%		
Greeley	Republican	45,408	45,673	265	41.4%	41.0%	-0.3%	Byron Pelton	N/A
	Unaffiliated	46,794	48,182	1,388	42.7%	43.3%	0.6%		
	Other	1,901	2,016	115	1.7%	1.8%	0.1%		
Summary		109,711	111,283	1,572					
SD 02	Democrat	21,020	20,792	-228	16.5%	16.2%	-0.4%	Jennifer Brady	\$1,936
Castle Rock	Republican	42,311	42,277	-34	33.3%	32.9%	-0.4%	Lisa Frizell	\$88,329
	Unaffiliated	61,487	63,074	1,587	48.4%	49.1%	0.7%		
	Other	2,219	2,304	85	1.7%	1.8%	0.0%		
Summary		127,037	128,447	1,410					
SD 03	Democrat	36,181	35,596	-585	32.4%	31.6%	-0.8%		
Pueblo	Republican	25,743	25,830	87	23.1%	23.0%	-0.1%	Nick Henrichson	N/A
	Unaffiliated	47,536	48,742	1,206	42.6%	43.3%	0.7%		
	Other	2,202	2,349	147	2.0%	2.1%	0.1%		
Summary		111,662	112,517	855					
SD 04	Democrat	22,688	22,184	-504	17.3%	16.8%	-0.4%		
Salida, Canon City	Republican	45,624	45,477	-147	34.7%	34.5%	-0.2%	Mark Baisley	N/A
	Unaffiliated	60,569	61,566	997	46.1%	46.7%	0.6%		
	Other	2,467	2,507	40	1.9%	1.9%	0.0%		
Summary		131,348	131,734	386					
SD 05	Democrat	23,081	22,792	-289	20.9%	20.5%	-0.4%	Cole Buerger	\$41,300
Montrose, Aspen	Republican	30,936	30,977	41	28.1%	27.9%	-0.2%	Marc Catlin	\$29,105
	Unaffiliated	54,219	55,291	1,072	49.2%	49.7%	0.6%		
	Other	2,014	2,097	83	1.8%	1.9%	0.1%		
Summary		110,250	111,157	907					


 CO CAPITOL WATCH	Party	Total Registered Jan 2024	Total Registered Jun 2024	Difference Total Registered	Registration % Jan 2024	Registration % June 2024	Difference Registration %	Candidate	Total Funds
SD 06	Democrat	28,247	27,915	-332	23.7%	23.3%	-0.4%	Vivian Smotherman	\$31,572
Alamosa, Durango	Republican	33,422	33,389	-33	28.1%	27.9%	-0.2%	Cleave Simpson - I	\$63,013
	Unaffiliated	55,176	56,260	1,084	46.4%	47.0%	0.6%		
	Other	2,124	2,177	53	1.8%	1.8%	0.0%		
Summary		118,969	119,741	772					
SD 07	Democrat	15,426	15,335	-91	13.6%	13.3%	-0.3%		
Grand Junction	Republican	42,050	42,120	70	37.0%	36.5%	-0.4%	Janice Rich	N/A
	Unaffiliated	53,887	55,293	1,406	47.4%	48.0%	0.6%		
	Other	2,424	2,521	97	2.1%	2.2%	0.1%		
Summary		113,787	115,269	1,482					
SD 08	Democrat	24,959	24,727	-232	22.7%	22.3%	-0.4%	Dylan Roberts	N/A
Steamboat, Eagle	Republican	27,342	27,199	-143	24.9%	24.6%	-0.4%		
	Unaffiliated	55,381	56,698	1,317	50.5%	51.2%	0.7%		
	Other	2,032	2,089	57	1.9%	1.9%	0.0%		
Summary		109,714	110,713	999					
SD 09	Democrat	17,450	17,396	-54	14.4%	14.1%	-0.3%		
CO Spgs	Republican	43,356	43,363	7	35.8%	35.2%	-0.6%	Paul Lundeen	N/A
	Unaffiliated	58,141	60,140	1,999	48.1%	48.9%	0.8%		
	Other	2,032	2,126	94	1.7%	1.7%	0.0%		
Summary		120,979	123,025	2,046					
SD 10	Democrat	19,260	19,024	-236	17.3%	16.9%	-0.4%		
CO Spgs	Republican	34,480	34,286	-194	31.0%	30.5%	-0.5%	Larry Liston - I	\$162,318
	Unaffiliated	55,136	56,594	1,458	49.5%	50.3%	0.8%		
	Other	2,445	2,591	146	2.2%	2.3%	0.1%		
Summary		111,321	112,495	1,174					

 CO CAPITOL WATCH	Party	Total Registered Jan 2024	Total Registered Jun 2024	Difference Total Registered	Registration % Jan 2024	Registration % June 2024	Difference Registration %	Candidate	Total Funds
SD 11	Democrat	19,530	19,209	-321	22.5%	21.7%	-0.7%	Tony Exum	N/A
CO Spgs	Republican	18,119	18,088	-31	20.8%	20.5%	-0.4%		
	Unaffiliated	46,909	48,516	1,607	54.0%	54.9%	1.0%		
	Other	2,352	2,508	156	2.7%	2.8%	0.1%		
Summary		86,910	88,321	1,411					
SD 12	Democrat	21,323	20,992	-331	21.4%	20.9%	-0.5%	Marc Snyder	\$47,371
CO Spgs, Widefield	Republican	25,087	24,876	-211	25.2%	24.7%	-0.5%	Stan Vanderwerf	\$50,808
	Unaffiliated	50,961	52,388	1,427	51.1%	52.0%	0.9%		
	Other	2,315	2,425	110	2.3%	2.4%	0.1%		
Summary		99,686	100,681	995					
SD 13	Democrat	20,935	20,752	-183	24.2%	23.5%	-0.6%	Matt Johnson	\$30,145
CO Spgs, Ft Carson	Republican	20,378	20,485	107	23.5%	23.2%	-0.3%	Scott Bright	\$84,500
	Unaffiliated	43,320	44,765	1,445	50.0%	50.7%	0.7%		
	Other	2,025	2,231	206	2.3%	2.5%	0.2%		
Summary		86,658	88,233	1,575					
SD 14	Democrat	32,643	32,352	-291	31.8%	31.3%	-0.5%	Cathy Kipp	\$52,426
Ft Collins	Republican	16,602	16,369	-233	16.2%	15.8%	-0.3%	Phoebe McWilliams	\$2,578
	Unaffiliated	51,450	52,500	1,050	50.1%	50.8%	0.7%		
	Other	1,988	2,141	153	1.9%	2.1%	0.1%		
Summary		102,683	103,362	679					
SD 15	Democrat	29,626	29,371	-255	24.1%	23.7%	-0.4%	Janice Marchman	N/A
Loveland	Republican	32,336	32,184	-152	26.3%	26.0%	-0.3%		
	Unaffiliated	58,797	60,085	1,288	47.8%	48.5%	0.7%		
	Other			0	0.0%	0.0%	0.0%		
Summary		122,986	123,967	981					

	Party	Total Registered Jan 2024	Total Registered Jun 2024	Difference Total Registered	Registration % Jan 2024	Registration % June 2024	Difference Registration %	Candidate	Total Funds
SD 16	Democrat	30,263	30,006	-257	24.7%	24.4%	-0.3%	Chris Kolker - I	\$94,484
Centennial, Littleton	Republican	32,810	32,550	-260	26.8%	26.4%	-0.3%	Robyn Carnes	\$54,153
	Unaffiliated	57,664	58,701	1,037	47.0%	47.6%	0.6%		
	Other			0	0.0%	0.0%	0.0%		
Summary		122,629	123,223	594					
SD 17	Democrat	38,352	38,186	-166	33.3%	32.7%	-0.5%	Sonya Jaquez Lewis - I	\$48,304
Longmont, Lafayette	Republican	17,879	17,750	-129	15.5%	15.2%	-0.3%	Tom Van Lone	\$1,100
	Unaffiliated	57,174	58,758	1,584	49.6%	50.4%	0.8%		
	Other			0	0.0%	0.0%	0.0%		
Summary		115,256	116,671	1,415					
SD 18	Democrat	47,130	46,556	-574	46.0%	45.2%	-0.8%	Judy Amabile	\$221,493
Boulder, Louisville	Republican	7,632	7,497	-135	7.4%	7.3%	-0.2%		
	Unaffiliated	46,429	47,517	1,088	45.3%	46.1%	0.9%		
	Other			0	0.0%	0.0%	0.0%		
Summary		102,539	102,999	460					
SD 19	Democrat	33,499	33,095	-404	28.3%	27.9%	-0.5%	Lindsey Daugherty	\$179,219
Arvada, Westminster	Republican	25,511	25,278	-233	21.6%	21.3%	-0.3%	Sam Bandimere	\$12,857
	Unaffiliated	57,215	58,226	1,011	48.4%	49.0%	0.7%		
	Other			0	0.0%	0.0%	0.0%		
Summary		118,292	118,775	483					
SD 20	Democrat	33,277	32,888	-389	26.6%	26.1%	-0.4%	Lisa Cutter	N/A
Lakewood, Evergreen	Republican	29,042	28,784	-258	23.2%	22.9%	-0.3%		
	Unaffiliated	60,957	61,961	1,004	48.6%	49.3%	0.6%		
	Other	2,050	2,157	107	1.6%	1.7%	0.1%		
Summary		125,326	125,790	464					

	Party	Total Registered Jan 2024	Total Registered Jun 2024	Difference Total Registered	Registration % Jan 2024	Registration % June 2024	Difference Registration %	Candidate	Total Funds
SD 21	Democrat	29,483	29,263	-220	30.6%	29.8%	-0.7%	Dafna Michaelson Jenet - I	\$82,824
Commerce City, Westminster	Republican	17,772	17,880	108	18.4%	18.2%	-0.2%	Frederick Alfred	\$2,252
	Unaffiliated	46,977	48,523	1,546	48.7%	49.5%	0.8%		
	Other	2,189	2,406	217	2.3%	2.5%	0.2%		
Summary		96,421	98,072	1,651					
SD 22	Democrat	35,595	35,147	-448	33.1%	32.5%	-0.6%	Jesse Danielson	N/A
Lakewood, Golden	Republican	16,766	16,724	-42	15.6%	15.5%	-0.1%		
	Unaffiliated	52,862	53,842	980	49.2%	49.8%	0.6%		
	Other	2,258	2,412	154	2.1%	2.2%	0.1%		
Summary		107,481	108,125	644					
SD 23	Democrat	22,721	22,593	-128	18.1%	17.7%	-0.4%	Joseph Bobko	\$45
Windsor, Ft Collins	Republican	40,197	40,331	134	32.0%	31.6%	-0.4%	Barbara Kirkmeyer - I	\$107,428
	Unaffiliated	60,413	62,346	1,933	48.1%	48.8%	0.7%		
	Other	2,367	2,490	123	1.9%	1.9%	0.1%		
Summary		125,698	127,760	2,062					
SD 24	Democrat	27,836	27,593	-243	28.4%	27.7%	-0.6%	Kyle Mullica	N/A
Thornton, Northglenn	Republican	19,855	19,951	96	20.2%	20.1%	-0.2%		
	Unaffiliated	48,536	49,853	1,317	49.4%	50.1%	0.7%		
	Other	1,950	2,092	142	2.0%	2.1%	0.1%		
Summary		98,177	99,489	1,312					
SD 25	Democrat	32,244	32,097	-147	28.9%	28.5%	-0.4%	Faith Winter	N/A
Broomfield, Westminster	Republican	21,298	21,208	-90	19.1%	18.8%	-0.3%		
	Unaffiliated	55,891	57,067	1,176	50.1%	50.7%	0.6%		
	Other	2,074	2,194	120	1.9%	1.9%	0.1%		
Summary		111,507	112,566	1,059					

		Party	Total Registered Jan 2024	Total Registered Jun 2024	Difference Total Registered	Registration % Jan 2024	Registration % June 2024	Difference Registration %	Candidate	Total Funds
SD 26	Democrat	32,165	31,853	-312	32.0%	31.5%	-0.5%	Jeff Bridges - I	\$65,587	
Denver, Englewood	Republican	18,450	18,301	-149	18.3%	18.1%	-0.2%	Robert Lane	\$0	
	Unaffiliated	48,182	49,091	909	47.9%	48.5%	0.6%			
	Other	1,846	1,965	119	1.8%	1.9%	0.1%			
Summary		100,643	101,210	567						
SD 27	Democrat	29,738	29,489	-249	26.1%	25.7%	-0.4%	Tom Sullivan	N/A	
Aurora, Centennial	Republican	26,592	26,529	-63	23.3%	23.1%	-0.3%			
	Unaffiliated	55,796	56,972	1,176	49.0%	49.6%	0.6%			
	Other	1,799	1,923	124	1.6%	1.7%	0.1%			
Summary		113,925	114,913	988						
SD 28	Democrat	29,217	29,004	-213	35.0%	34.2%	-0.8%	Mike Weissman	\$159,318	
Aurora	Republican	11,259	11,315	56	13.5%	13.4%	-0.1%	Pedro Espinoza	\$170	
	Unaffiliated	40,965	42,257	1,292	49.1%	49.9%	0.8%			
	Other	1,958	2,137	179	2.3%	2.5%	0.2%			
Summary		83,399	84,713	1,314						
SD 29	Democrat	32,119	31,642	-477	35.3%	34.6%	-0.7%	Janet Buckner - I	\$1,251	
Aurora	Republican	14,398	14,278	-120	15.8%	15.6%	-0.2%			
	Unaffiliated	42,607	43,522	915	46.8%	47.5%	0.8%			
	Other	1,989	2,139	150	2.2%	2.3%	0.2%			
Summary		91,113	91,581	468						
SD 30	Democrat	25,546	25,290	-256	19.9%	19.5%	-0.4%			
Highlands Ranch	Republican	39,358	39,165	-193	30.6%	30.1%	-0.5%	Kevin Van Winkle	N/A	
	Unaffiliated	61,841	63,740	1,899	48.1%	49.0%	0.9%			
	Other	1,699	1,790	91	1.3%	1.4%	0.1%			
Summary		128,444	129,985	1,541						

		Party	Total Registered Jan 2024	Total Registered Jun 2024	Difference Total Registered	Registration % Jan 2024	Registration % June 2024	Difference Registration %	Candidate	Total Funds
SD 31	Democrat	48,064	47,653	-411	43.1%	42.4%	-0.8%	Chris Hansen - I	\$84,290	
Denver	Republican	9,667	9,662	-5	8.7%	8.6%	-0.1%			
	Unaffiliated	51,756	53,161	1,405	46.5%	47.3%	0.8%			
	Other	1,916	2,029	113	1.7%	1.8%	0.1%			
Summary		111,403	112,505	1,102						
SD 32	Democrat	37,971	37,474	-497	39.9%	39.0%	-0.8%	Robert Rodriguez	N/A	
	Republican	10,975	10,938	-37	11.5%	11.4%	-0.1%			
	Unaffiliated	44,447	45,615	1,168	46.7%	47.5%	0.8%			
	Other	1,821	1,961	140	1.9%	2.0%	0.1%			
Summary		95,214	95,988	774						
SD 33	Democrat	46,100	45,803	-297	47.4%	46.4%	-1.0%	James Coleman - I	\$104,678	
Denver	Republican	6,124	6,186	62	6.3%	6.3%	0.0%	Max Minnig	\$0	
	Unaffiliated	43,276	44,837	1,561	44.5%	45.4%	0.9%			
	Other	1,702	1,868	166	1.8%	1.9%	0.1%			
Summary		97,202	98,694	1,492						
SD 34	Democrat	43,406	42,949	-457	41.8%	40.8%	-1.0%	Julie Gonzales	N/A	
Denver	Republican	7,464	7,452	-12	7.2%	7.1%	-0.1%			
	Unaffiliated	50,955	52,676	1,721	49.1%	50.1%	1.0%			
	Other	1,997	2,162	165	1.9%	2.1%	0.1%			
Summary		103,822	105,239	1,417						
SD 35	Democrat	17,751	17,451	-300	14.5%	14.0%	-0.4%			
Trinidad, La Junta	Republican	51,040	51,328	288	41.6%	41.3%	-0.3%	Rodney Pelton	N/A	
	Unaffiliated	51,647	53,192	1,545	42.1%	42.8%	0.7%			
	Other	2,268	2,343	75	1.8%	1.9%	0.0%			
Summary		122,706	124,314	1,608						